



Change Parts & Orienter fit the 3700 Bench-Top Filler



Vibrator



300-pin Tamper

ProFiller 3600 is the only Inox (Stainless Steel 316) hand-held 300-hole filler that is dishwasher safe & can be used under a powder hood or in a glove box. The Change Parts and Orienter can also be used with the ProFiller 3700 bench-top filler for maximum flexibility.

Easier To Use

- ❖ Easier to use than other 200 or 300 hole systems.
- ❖ Indicator gauges to assist in capsule orientation, separation and locking.
- ❖ Fits under powder hoods and in glove boxes.
- ❖ Video tips at www.profiller.com. Well-illustrated manuals in multiple languages.

Pharmacopoeia & GMP Compliant

- ❖ Fill weights, USP/EP method within $\pm 1-3\%$ of average. More information at <http://www.profiller.com/3fw>.
- ❖ All metal parts Inox (Stainless Steel 316) for less static and improved GMP.
- ❖ Validation package available for cGMP compliance.
- ❖ Works with all capsules including gelatin, vegetarian/HPMC and starch capsules.

Compatible with Bench-top Filler

- ❖ The 3600 grows with your requirements. Get the 3700 Bench-top Filler for larger batches and use the same Change Parts and Orienter purchased for the 3600.
- ❖ Continue to use the 3600 Filler Base for smaller batches or production under a powder hood or in a glove box.
- ❖ Add a Vibrator at any time.

Higher Output

- ❖ Fully lock capsules after filling, unlike most hand-held fillers, saving you time and frustration!
- ❖ Inox (Stainless Steel 316) plates for reduced static.
- ❖ Tamper size range optimized for higher fill weights & faster filling. Optional 300-pin Tamper.
- ❖ Unique features include lightweight 2-piece Orienter, Orienter locator, Push Plate, and extra deep Powder Tray.

Faster Size Changes & Cleaning

- ❖ Change capsule sizes in only 5 minutes. Change Parts available for Size 000-4 & 00el-2el.
- ❖ All parts are dishwasher safe. Can be dried in a hot air oven or with a portable hair dryer.
- ❖ Designed for fast disassembly & visual verification of cleaning.

Exclusive Accessories

- ❖ Partial Batch Kit for filling fewer than 300 capsules / batch.
- ❖ Capsule Counter.
- ❖ Production Stand.
- ❖ Over-Encapsulation attachments for tablets, capsules, & caplets.
- ❖ Adjustable Height Bottom Plate to make over-filling easier and faster.

**Up to 4500 to 6900*
capsules/hour**

*based on powder, operator speed & number of taps/tamps.

Designed & Manufactured By:


TORPAC[®]

www.torpac.com info37@torpac.com
T: 1-973-244-1125 F: 1-973-244-1365
333 Route 46, Fairfield, NJ 07004, USA

17 design elements that make the ProFiller 3600 the 300-hole Hand-Held Filler of Choice

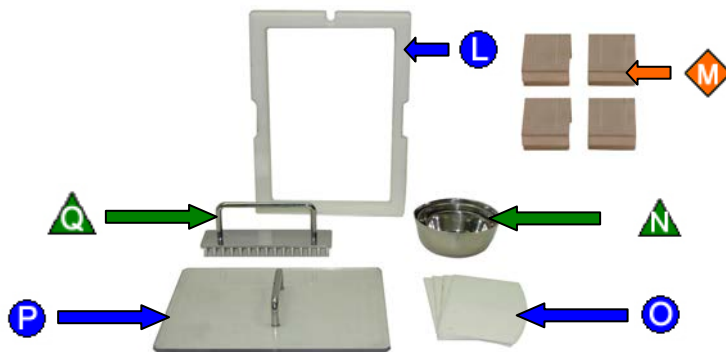

Shipped Fully Assembled Fully Dishwasher Safe 5 minute Size Changeover

- Ease of Use
- ◆ GMP
- ▲ Speed



- | | |
|---|---|
| ◆ A | All metal parts Inox (Stainless Steel 316) for less static and improved GMP. |
| ● B | Adjustment-free Spacer Plate for fast size changes and consistent fill weight |
| ● C | Cam position indicator, great for training new operators |
| ▲ D | Cam Handle for fast capsule separation |

- | | |
|--|---|
| ● E | Locking Plate with domes to prevent capsule cap dents |
| ▲ F | Reinforced stainless steel edges to prevent bending |
| ▲ G | 50-hole Capsule Locker is size-specific. Speeds locking, and prevents over-locking and capsule denting |
| ● H | Locked Capsule Indicator |
| ▲ I | Locating holes in Orienter and tapered locating pins for fast & accurate orientation of capsules into Caps Tray |
| ● J | 2-piece Orienter. Shake only the lightweight Orienter Tray |
| ▲ K | Patented design slots, laser cut for 100% capsule separation |



- | | |
|---|--|
| ● L | Powder Tray is extra deep for fast spreading |
| ◆ M | Powder Tray clamps for pharmacy compounding or filling on optional Vibrator. |
| ▲ N | Measuring bowls for ideal quantity of empty capsules for faster orientation |
| ● O | Full size Powder Spreaders (4) |
| ● P | Multi-use Push Plate speeds operations |
| ▲ Q | Tamper pin size range optimized for faster filling & higher fill weights. Size ranges: 00 / 0-1 / 2-3 / 4 / 000 / 00e1 |



Special Fill Materials

When to use a Powder Vibrator – see www.profiller.com/vibrators

The optional Vibrator is especially helpful when filling certain materials:

- Fluffy and fine powders such as Charcoal.
- Powders that bridge such as Tyrosine or Calcium Carbonate.
- Powders that can stick to Tamper pins such as Frankincense or Dolomite.
- Granules where tamping can cause granules to break or compress such as Omeprazole.



Filling Liquids


After separating capsules, leave capsules in raised position. Fill capsules with a pipette or syringe. After filling, slowly push Cam Lever back to release capsule bodies so they are level with top surface of Filler. Continue with Locking capsules.




Capsules filled with liquids for stability or clinical trials, if not sealed, must be kept vertical to minimize leakage between the cap and body. Capsules filled with liquids for commercial sale require sealing using equipment purchased separately. Capsules should be used with non-aqueous liquids only.

Filling Sticky Powders

Separate the capsules and release Cam Lever so bodies are flush with top surface of Filler. Before tamping the powder, pull Cam Lever towards you until a gentle pressure holds capsules in place. When filling sticky powder, this will prevent capsule bodies from being pulled up with Tamper after powder compression.



Over-Encapsulation of capsules, tablets, or capsules.



Orienter for Capsule-in-Capsule [†]	Tablet Fill Attachment [†]	Caplet Attachment [†]	OE Guide Tray
This allows you to put capsules inside capsules using your existing ProFiller System.	Over-encapsulate round tablets 6.0-7.3 mm diameter and 2.0-3.5 mm height. ^{††}	For caplets or non-round tablets. Engineering drawing of tablet required. Delivery 4-8 weeks.	Required for use with an existing Orienter for Capsule-in-Capsule filling.

[†] OE Guide Tray included. ^{††} For round tablets outside this size range, order a custom TFA. Delivery 6-8 weeks.

Installing Change Parts



**No Tools
Required**

ProFiller 3600 system's patented design requires no tools or adjustments to change capsule size.



1. Lift out Orienter Tray.



2. Slide new Orienter Tray in place.



3. Unscrew 4 thumbscrews from corners of Filler Base.



4. Remove Body Sheet Set.



5. Switch Spacer Plate.



6. Position new size Body Sheet Set on Filler Base.



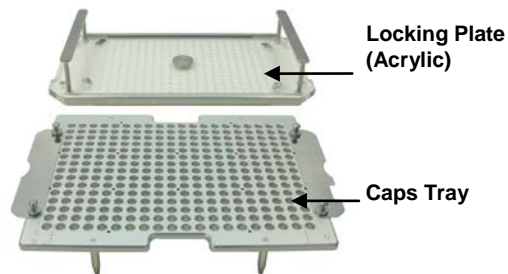
7. Secure with four thumb screws.




Orienter




Caps Tray and Locking Plate



Filler Base with Body Sheet Set (side view)




Filler Base with Body Sheet Set (top view)



Powder Tray and Clamps



Accessories



Parts not otherwise labeled are made of Inox (Stainless Steel 316).

Nylon parts are known to discolor when used with Erythrosine. The Powder Spreader is known to discolor when used with Beta Carotene or Sunset Yellow.

Cleaning & Drying Methods

Automatic Dishwasher	All parts are fully dishwasher safe using automatic dishwasher detergents. Plastic parts should be placed in top rack (<70°C / 160°F).
Cleaning Agents	We recommend cleaning using household hand dishwashing liquid. All items may be cleaned with NaOH (caustic soda) 1-2% solution, 1% sodium thiosulphate solution, or liquid detergents with up to 4% sodium hypochlorite.
Isopropyl Alcohol	Wipe with a cloth dipped in isopropyl alcohol, then immediately wipe dry with a clean cloth. Do not use on Orienter Base, Locking Plate or Capsule Locker.
Hot Air Drying	Up to 60° C (140° F). Remove plastic parts from oven after 15-20 minutes. If using portable hair dryer, keep a distance of 12 inches (30 cm) from all items.
Autoclave	Do not autoclave Orienter Base, Locking Plate, Powder Tray, Spacer Plate, Powder Spreader, or Capsule Locker. Other parts may be autoclaved at 121°C, 15 psi pressure for 15 minutes.




Item Description	Capsule Size	Item #	US\$
3600 Full System			
Everything you need to fill one capsule size:			
<ul style="list-style-type: none"> Hand-Held Filler Base & Orienter Base Change Parts for one capsule size 60-pin Tamper Locking Plate Capsule Locker Powder Tray Powder Tray Clamps Push Plate Powder Spreaders Measuring Bowls[†] Storage Boxes[†] Capsule Bins[†] <p>[†]not shown in photo</p>			
	00	P6H HHS 00	\$ 3500
	0	P6H HHS 0	\$ 3500
	1	P6H HHS 1	\$ 3500
	2	P6H HHS 2	\$ 3500
	3	P6H HHS 3	\$ 3500
	4	P6H HHS 4	\$ 3500
	000 (180-hole)	P6H HHS 000	\$ 3900
	00el-2el	Email for more Information	
	5, AAA-D	Available in 1100/OE & 3700/OE	

Packed in two plastic storage Boxes

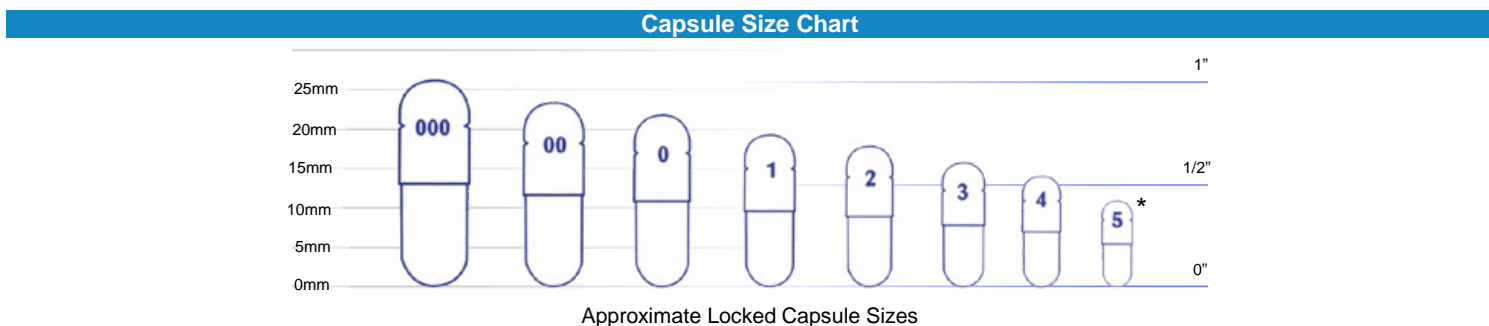
Change Parts for Additional Sizes
Use table below only if you already fill any of sizes 00-4 or 00el-2el. Otherwise, contact us.

Change parts for one capsule size include:	Capsule Size	Item #	US\$
<ul style="list-style-type: none"> Body Sheet Set Caps Tray Capsule Locker Spacer Plate Orienter Tray 			
All Change Parts are Inox (Stainless Steel 316) include a plastic storage box.	00	P6H CPS 00	\$ 1525
	0	P6H CPS 0	\$ 1525
	1	P6H CPS 1	\$ 1525
	2	P6H CPS 2	\$ 1525
	3	P6H CPS 3	\$ 1525
	4	P6H CPS 4	\$ 1525
	000 (180-hole)*	P6H CPCK 000	\$ 2460
	00el - 2el	Email for more Information	
	5, AAA-D	Available in 1100/OE & 3700/OE	

Tamper for Additional Size (optional)	Capsule Size	Item #	US\$
60-Pin Tamper is Inox (Stainless Steel 316) 36-Pin for sizes 000 & 00el.			
See page 6 for Optional 300-pin.	00	P6H T60P 00	\$ 125
	0-1	P6H T60P 0-1	\$ 125
	2-3	P6H T60P 2-3	\$ 125
	4	P6H T60P 4	\$ 125
	000 (36-pin)	P6H T36P 000	\$ 156
	5, AAA-D	Available in 1100/OE & 3700/OE	

Powder Vibrator	Voltage/Frequency	Item #	US\$
Recommended for faster filling of powders that bridge or are granular, fluid or flour-like. It also reduces weight variation of fine powders.			
¹ Maybe used in East & West Japan	100-120 Volts /50-60Hz ¹	PM VIBHH 110V	\$ 455
	220-240 Volts/50-60Hz	PM VIBHH 230V	\$ 455

Combination Packages						
Combo Package A	Includes	1 Full system	+	2 Change Parts sets	P6H NEC	\$ 6350
Choose 3 sizes from 00, 0, 1, 2, 3 or 4						
Combo Package B	Includes	1 Full system	+	3 Change Parts sets	P6H NEC	\$ 7775
Choose 4 sizes from 00, 0, 1, 2, 3 or 4						



*For size 5 ask for information on ProFiller 1100 or ProFiller 3700.

Optional Accessories

Item Description		Capsule Size	Item #	US\$	
Partial Batch Kit Fill fewer than 300 capsules per batch. Includes Orienter Divider, Powder Tray Divider & Mini Powder Spreader. Order 30-pin Tamper separately.		All Sizes	P67 PBK	\$85	
30-pin Tamper For use with ProFiller 3600 Partial Batch Kit. Tamper in Sizes 00, 0-1, 2-3, 4.		00-4	P67 T30P [†]	\$85	
300-pin* Tamper For faster tamping. Tamper is 5-6 lbs (2.5-2.8 kg) and generally gives the same fill weight as the 60 pin tamper. Includes self-standing handle. Available in Sizes 00, 0-1, 2-3, 4. *180-pin tamper for 000-00el.		00-4	P3X T300P [†]	\$410	
		000-00el	P3X T180P [†]	\$500	
Capsule Counters Divide your batch of capsules into 3 groups of 100 capsules, 5 groups of 60 or 10 groups of 30. Anodized Aluminum.	 3 x 100 5 x 60 10 x 30		P3X CTR 3X100	\$230	
		00-5	P3X CTR 5X60	\$250	
			P3X CTR 10X30	\$290	
Caps Tray Purchase an additional Caps Tray. Note: Light-weight Anodized Aluminum Caps Tray is not Dishwasher Safe.		Anodized Aluminum	00-4	P67 CT AL [†]	\$380
		Inox (SS316)	00-4	P67 CT SS [†]	\$450
Adjustable Height Bottom Plate Increases fill weight by lowering capsule bodies. Lowering capsule bodies by 2 mm increases fill weight for many powders by 10-15% and for coarse or granulated powders that do not compress by 2-4%.			00-4	P6H BPHA 300	\$290
			000-00el	P6H BPHA 180	\$360
Tap Densimeter Used to determine tapped density for capsule filling. Eliminates calculation errors as volume is 1 ml.		All Sizes	PXX-TDM	\$25	
Over-Encapsulation Attachments - See Page 3 for Tablet, Capsule or Caplet Over-Encapsulation			See Page 3	contact us	

[†] Specify Capsule Size when ordering. Some accessories are not available for special sizes (000, 5, 00el-2el).

Upgrade Option to a Bench-Top System

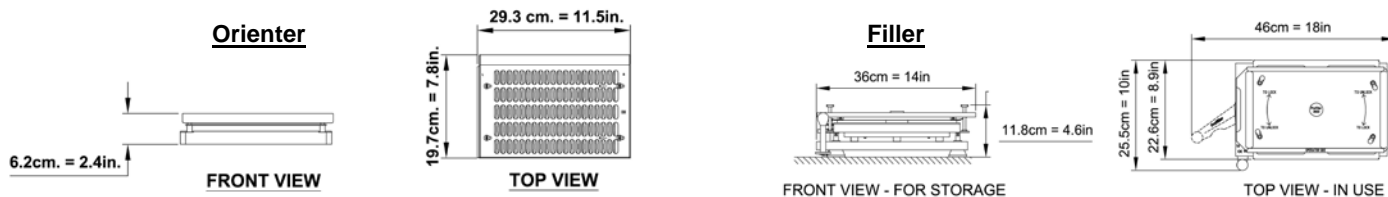


ProFiller 3600 grows with your requirements. Get the ProFiller 3700 Bench-Top Filler for larger batches and use the same Change Parts & Orienter purchased for the 3600.

You can continue to use the 3600 Filler Base for smaller batches or production under a powder hood or in a glove box. Purchase an additional Orienter Base and Change Parts to have two full systems.

For a video and more information on the ProFiller 3700 visit www.profiller.com/3700

Weight & Dimensions



Item	Boxes	Shipping Wt.		Net Wt.	
		kg	lbs	kg	Lbs
Complete System for one Capsule Size	Box 1/1	19.6	43.0	15.0	33.0
Extra Change Parts	Box 1/1	12.0	26.0	6.5	14.0
Extra Tamper	Box 1/1	1.0	2.0	0.5	1.0
Extra Tamper and Orienter Base	Box 1/1	2.5	6.0	1.7	4.0
Vibrator MPC6	Box 1/1	8.5	19.0	6.5	14.0

1. What is the output and why is it faster than other systems?

Output is 4500 - 6900 capsules per hour for most powders. Our engineers have designed features, some patented, that make the ProFiller 3600 the fastest and easiest to use 300-hole hand-held filling system on the market. The lower output is for fine powders. The higher output is for coarse free-flowing powders. Your results will vary based on the powder flow properties, operator speed & technique and use of excipients.

2. How accurate are fill weights?

Fill weights, USP/EP method, are within $\pm 1-3\%$ of average. When weighed individually (a stricter standard than USP/EP) typically all 300 capsules/batch are within $\pm 5-7.5\%$ of average. For more information visit www.profiller.com/3fw.

3. What types of capsules can I fill?

We have successfully tested different brands and types of capsules including gelatin, vegetarian / HPMC and pullulan (starch) capsules.

4. What size capsules can I fill?

Standard sizes 000, 00, 0, 1, 2, 3, 4, 00el, 0el, 1el and 2el. If filling more than one capsule size, see page 5 for ordering guidelines.

5. Can I see the system before I buy?

You can view our online videos at <http://www.profiller.com/3600>.

**6. How big is the system and how can I store it?**

The largest piece is the Filler, which measures for storage approximately 14.5 x 10.5 x 5 inches, or 36 x 26 x 12 cm (see page 6). The entire system can fit in one deep desk drawer or 2 regular drawers. Storage boxes for all parts are included with your system.

7. Can I fill sticky powders or liquids?

The ProFiller system can be used to fill capsules with non-aqueous liquids or sticky powders. See Page 3 for tips, or visit www.profiller.com/tips and follow the link for special fill materials.

8. Can it be cleaned in an automatic dishwasher or autoclaved?

All parts are dishwasher safe including the Caps Tray and the frame. The Body Sheet set, Caps Tray, Push Plate, Orienter Change Part, Powder Tray, and Tamper are autoclave safe. For more information on cleaning see page 4.

9. What is the ProFiller System made of?

See page 4 for the materials of construction

10. Is there a faster ProFiller available?

Yes. The ProFiller 3700 300-hole bench top model fills 7200 - 9000 capsules per hour. The ProFiller 3700 is suitable for continuous full shift production with less operator fatigue. You can also upgrade the ProFiller 3600 at any time for use with the ProFiller 3700 Filler Base. See page 6 for more information.

11. What are the maintenance requirements?

We recommend daily cleaning and preferably washing of the system to remove any powder. At a minimum, after each use the Body Sheets should be removed and cleaned using a brush, cloth, compressed air or vacuum. The cam, cam hole, and cam bush should be lubricated with a food grade lubricant such as Vaseline.

12. Why Might I Need a different Tamper, Orienter Base or Capsule Locking Plate?

The Tamper, Orienter Base and Capsule Locking Plate are made in capsule "size ranges". If the new Change Parts are within your existing size range, these parts are not needed. If the new capsule size is outside the size range, a new part must be ordered.

13. What are the installation and utility requirements?

No utilities (electricity, compressed air or water) are required unless using the optional Vibrator, which requires 100-120V / 50-60 Hz or 220-240V / 50Hz. 100-120V / 50-60 Hz may be used in East & West Japan.

14. Is a CE certificate available?

A "Declaration of Conformity" is included with each system. A CE certificate is included with the optional Vibrator.

If you have additional questions that are not answered here, or you would like additional information, please visit www.profiller.com. The website contains detailed information about using, cleaning, and caring for your ProFiller System

Capsule Filling Systems



ProFiller[®] 1100

Hand-held filler in 100-holes. Up to 3200 capsules/hour. Sizes 000-5 including 00el-2el and AAA-D.



ProFiller[®] 3700

300-hole Bench-top fillers with Hand-held Orienter. Up to 9000 capsules/hour. Sizes 000-5 including el size and AAA-D.



ProFiller[®] 3800


300-hole Bench-top fillers with European Style Orienter. Up to 9000 capsules/hour. Sizes 00-4.



ProFunnel

Inox (SS 316) Funnel for precision capsule filling on a balance. All sizes including veterinary sizes.

Other Equipment



ProCoater

Capsule and Caplet Coater. Ideal for Enteric Coating.



ProMixer[™] 750

Powder Mixer/Blender for uniform powder mixtures. Choose from 6 different Inox (SS 316) shells for maximum flexibility.



Veterinary Capsule Fillers

Fill veterinary capsule sizes 13-Su07 Hand-held and Bench-top fillers.



Tap Densimeter

Used to determine tapped density for capsule filling. Eliminates calculation errors as volume is 1 ml.

Molds



ProMold TTM
Tablet & Triurate Mold



ProMold TLM
Troche & Lozenge Mold



ProMold RDTM
Rapid Dissolve Tablet Mold

